
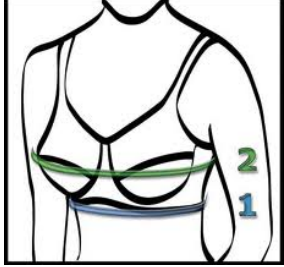










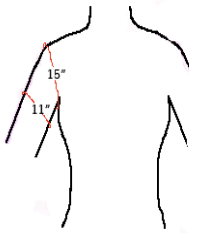



Customer Name:				Date Measured:	
Height in inches:	Weight in pounds:	Size in normal clothes?	Size in hunt coat?	Size in hunt shirt?	
Coat/Shirt Length:	1. Under Bust: 2. Bust:	Bust Width:	Waist:	Hips:	
					
Measure from shoulder seam to desired length. Very important as this will be the length of your jacket or shirt.	Measure largest point of bust keeping tape a little higher at the back. Measure under bust at bra strap. Wear show bra for correct measurement.	Measure width between point of breasts (from one nipple to another). Please wear show bra.	Measure natural waistline, the narrowest part, usually just above the belly button.	Measure 7" below the waist or widest point of hips but not tight.	
Front:	Back:	Full Shoulders:	Shoulder to Bust:	Half Shoulder:	
					
Measure from center of one armhole to the other across the front	Measure from center of one armhole to the other across the back.	Measure from shoulder to shoulder across shoulder slope to base of neck.	Measure from shoulder seam to point of bust.	Measure from end of shoulder to base of neck.	
Sleeves:	Cuffs:	1. Biceps: 2. Shoulder:	Neck:	Photos:	
				Please attach/send photos standing straight: FRONT, BACK, AND SIDE VIEW	
Measure from shoulder to desired length. Please take into account bent elbows while showing and desired length of sleeve.	Measure desired width around cuff.	1. Measure around widest part of biceps 2. Measure around shoulder opening.	Measure around the neck.		

Please note: Boo Yah Custom Clothing will not be responsible for incorrect measurements taken by yourself or another person. We recommend being measured by a professional tailor or seamstress and taking an example of the clothing item (especially a hunt coat) along so they can understand the fit. Our clothing is made from this detailed measurement chart to custom fit you and thus cannot be returned because of incorrect measurements. Customers are expected to try their items on within two weeks of delivery to insure proper fit.

Type of shoulders			
Please mark one:	Sloping Shoulders	Regular Shoulders	Square Shoulders
Type of Posture			
Please mark one:	Normal	Erect	Stout
Please attach photos Standing straight:	FRONT VIEW	BACK VIEW	SIDE VIEW

Pant Orders Only:				
Waist:	Measure where the pants should sit (without any allowance)	Pants Outseam:	Pants Inseam:	Pant Cuff:
Rise:	Measure from center of crotch to top of waist band in the front			
Crotch:	Measure from top of waistband in front, between legs, to top of waistband in back. This should be a loose measurement to allow for movement.			
Thigh:	Measure around thigh at widest point.	Measure from top of waistband to desired length.	Measure inseam from crotch to desired length.	Measure desired width around cuffs.
Calf:	Measure around calf at widest point.	Please wear boots for correct measurement.	Please wear boots for correct measurement.	Please wear boots for correct measurement.

Thank you for choosing Boo Yah Custom Clothing!

Spike Brewer & Megan Brown

booyahcustomclothing@gmail.com

www.booyahcustomclothing.com



937-408-9988

Please note: Boo Yah Custom Clothing will not be responsible for incorrect measurements taken by yourself or another person. We recommend being measured by a professional tailor or seamstress and taking an example of the clothing item (especially a hunt coat) along so they can understand the fit. Our clothing is made from this detailed measurement chart to custom fit you and thus cannot be returned because of incorrect measurements. Customers are expected to try their items on within two weeks of delivery to insure proper fit.